

**CLEVER
FRAME[®]
MODULAR
SALES
SUPPORT
ARCHITEC-
TURE**

“

Easy and intuitive system, interesting reconfiguration possibilities.



“

Innovative approach to marketing and exhibition.



“

Easy configuration of Clever Frame® is definitely worth recommending.



“

Perfect solution for presenting new and innovative products.



“

Ensures reconfigurations and fast changes in brand communication.



“

Excellent promotion tool.



“

Intuitive, easy, and very effective



“

With Clever Frame® we have increased promotional activities without additional costs.





EASY TRANSPORTATION
EINFACHER TRANSPORT

Light aluminium frames are easy to transport on Clever Frame® trolleys.

MODULARITY WITHOUT ANY TOOLS
MODULAR OHNE WERKZEUG

With our patented connectors, reconfigurations have never been easier - assemble the frames without any tools.

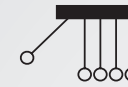


PANELS IN A FEW SECONDS

Within seconds put the magnetic graphic panels into the frames. You may exchange them individually, whenever you want to.

HOW DOES IT WORK?

SAVING MONEY



INCREASED SAFETY AND EFFECTIVENESS

Modular solutions mean safety and comfort. With Clever Frame® you are able to make fast marketing decisions. Every time you use the system, you build up the professional image of your brand.



ONE SYSTEM FOR MANY PURPOSES

Clever Frame® equals savings. Today you may need an exhibition stand, tomorrow an event wall. Regardless of your needs, you can create functional constructions.



NO NEED FOR DISPOSABLE SOLUTIONS

Clever Frame® is a reusable solution. You do not need to buy disposable stands and worry about their quality and esthetics. Focus on savings thanks to the ability to reuse our system.



EASY IMAGE CHANGES

Rebranding? Seasonal offers? New Strategy? While changing your brand's image you do not need to invest in extra stands. You can change the graphic panels instantly and generate considerable savings.






SAVE MONEY EACH TIME YOU USE THE SYSTEM

MODULAR MULTIFUNCTIONALITY

Adjust the shape of your stand, exchange graphic panels, add shelves, TV sets or decorative elements to entirely change your stand.

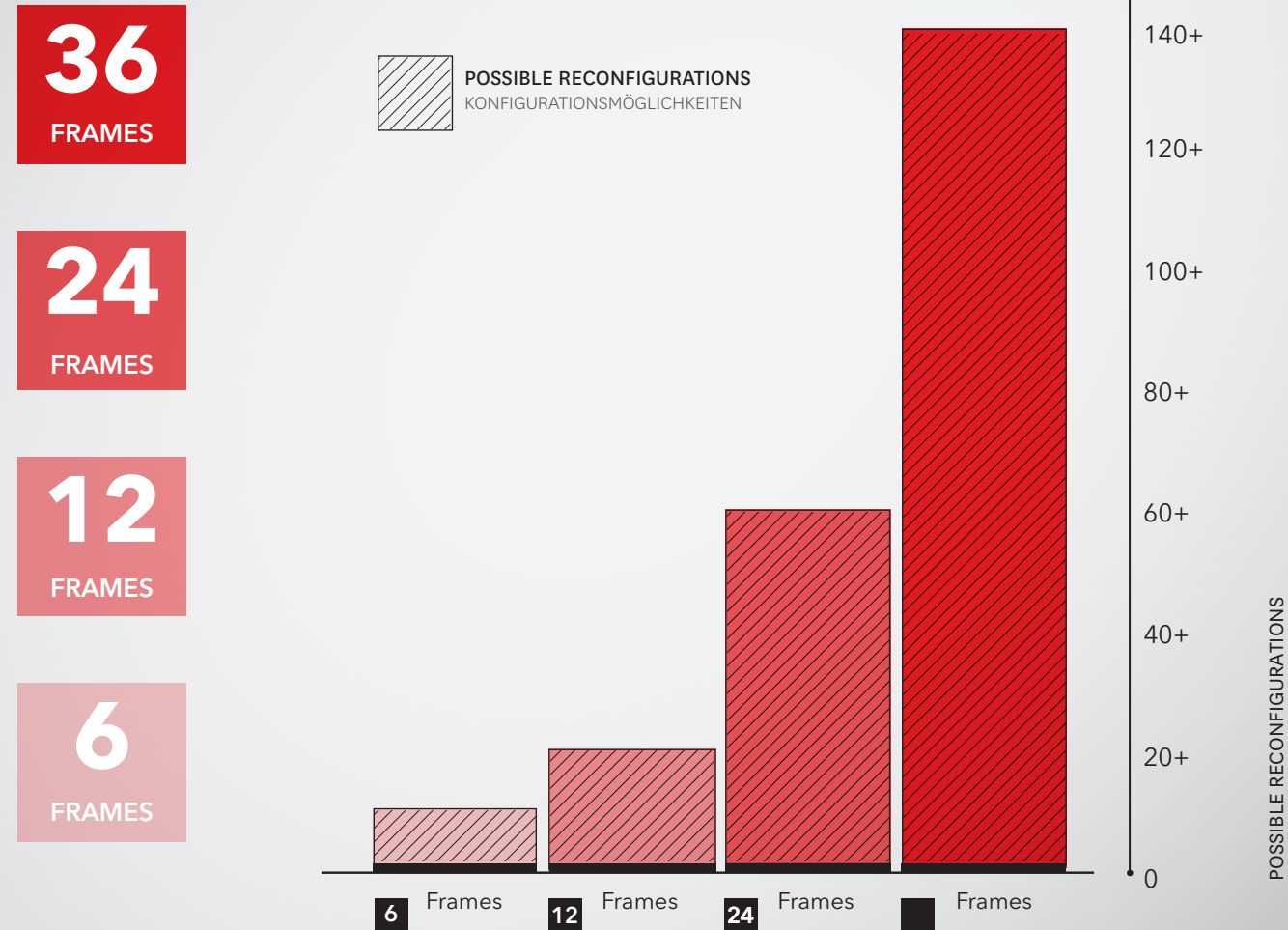


ONE SYSTEM, MANY FUNCTIONS, HUNDREDS OF RECONFIGURATIONS



EVEN MORE POSSIBILITIES

See how much time and money you can save when you use one system for many purposes. The bigger your set is, the more marketing possibilities arise.



COMFORTABLE TRANSPORT



FLIGHT CASE

is capacious and durable, designed to store and transport frames, panels, and accessories.

TROLLEY FOR FRAMES

allows you to transport up to 6 frames and easily fits in a car.

GRAPHIC PANELS CARRY BAG

is durable and guarantees easy transportation and safe panels storage. Easy to carry, fits in a car.

**CLEVER
FRAME[®]**
MODULAR
SALES
SUPPORT
ARCHITEC-
TURE

“

Working directly with the clients, we analyze their needs and expectations. We invest in product development to meet the market and clients' needs.



**CLEVER
FRAME[®]**
MODULAR
SALES
SUPPORT
ARCHITEC-
TURE



www.cleverframe.com

6 FRAMES SET

Promotion space, info point, mobile reception desk or presentation stand.



EXEMPLARY RECONFIGURATIONS



12 FRAMES SET

For small fair stands or product exposition.



EXEMPLE RECONFIGURATIONS

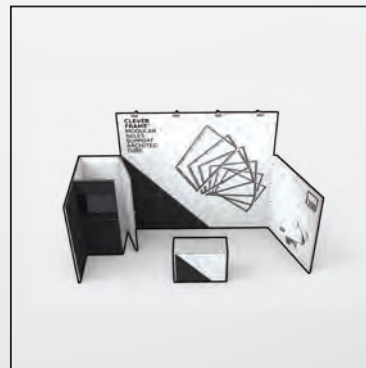


24 FRAMES SET

Medium set gives you considerable reconfiguration possibilities to increase marketing activities.



EXEMPLARY RECONFIGURATIONS



36 FRAMES SET


Bigger, attractive, multifunctional stands and sales points.



EXEMPLARY RECONFIGURATIONS



PRESENTATION AND FUNCTIONALITY



1. LEAFLET HOLDER /



2. LEAFLET HOLDER FOR UPPER PROFILE /



3. STRAIGHT LEAFLET HOLDER



4. SLANTING LEAFLET HOLDER



5. LEAFLET HOLDER FOR PYLONS /



6. CLEVER FRAME® COUNTER



7. LED AND HALOGEN LAMP



8. PYLON WITH TABLET



9. BACKLIT PANEL




10. DOOR SYSTEM



MULTIMEDIA AND DECORATION




11. TV HOLDER



12. TABLET HOLDER




13. SHELF



14. HINGES



15. A-FRAME - SLANTING FRAME



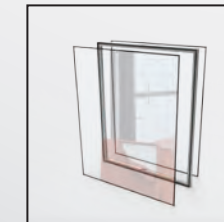
16. TRANSPORT SOLUTION



17. WOODEN PANEL



18. PLEXI PANEL



19. LATTERAL SUPPORT



20. R-FRAME CURVED FRAME



**CLEVER
FRAME[®]
MODULAR
SALES
SUPPORT
ARCHITEC-
TURE**

“

Clever Frame[®] is designed to create an effective exposition space, easy to remodel and rebrand, to highlight marketing communication and create professional brand image.



PROMOTE VARIOUS PRODUCTS



THINK ABOUT EVERY DETAIL



INVITE TO YOUR BRAND'S WORLD



PRESENT PROFESSIONALISM, BUILD TRUST



FOSTER BRAND CONSISTENCY



PLAY WITH COLOR AND SHAPE



FOSTER TANGIBLE BRAND COMMUNICATION



**CLEVER
FRAME®
MODULAR
SALES
SUPPORT
ARCHITECTURE**

“

Innovation does not equal technology, true innovation is inspired by changes in customer behavior, to create thought-through solutions - like the Clever Frame® system.



TELL THE STORY BEHIND YOUR BRAND



INDICATE PROFESSIONALISM



CREATE COMFORTABLE DESIGNS FOR YOU AND YOUR CLIENTS



FORM MULTIFUNCTIONAL STANDS



ADJUST THE SYSTEM TO YOUR NEEDS



ESTABLISH PROFESSIONAL BRAND IMAGE



PRESENT INNOVATION WITH CUTTING-EDGE STANDS



**CLEVER
FRAME[®]
MODULAR
SALES
SUPPORT
ARCHITECTURE**



Our products are multifunctional, easy to transport and assemble, designed to create significant savings. This was our main goal.



Promo1

25 STANDS FOR THE PRICE OF 1

Set of 6 frames and accessories. Modular, multifunctional system with 25 ready-to-build configurations. Clever Frame® philosophy captured in a Promo1 box.



PROMO1 EXEMPLARY RECONFIGURATIONS



Promo1

Build each stand in a couple of minutes, without any tools. Add accessories to increase functionality. Transport your set in an estate car.



PYLONS
PYLONEN

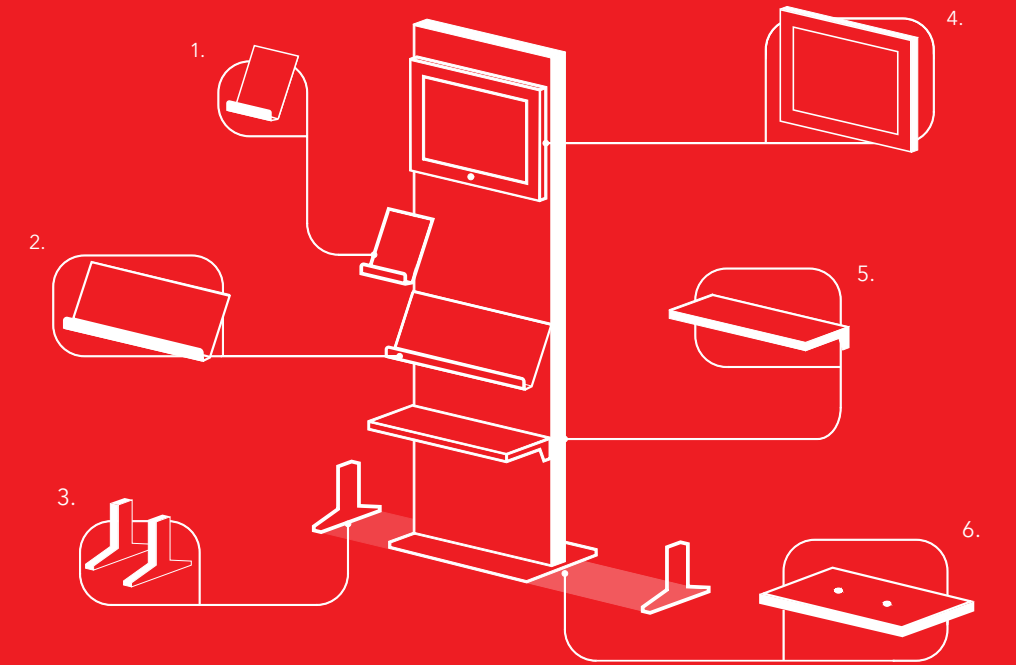
CLASSIC PRESENTATION

Classic freestanding constructions, multifunctional and durable. Universal marketing tools with exchangeable graphic panels.




DESIGN AND FUNCTIONALITY / ANSPRECHEND UND FUNKTIONAL

Add accessories to adjust pylons to your needs - e.g. use backlit panels for impressive product presentation.






1. LEAFLET HOLDER / PROSPEKTHALTER
2. INTERNAL LEAFLET HOLDER / INTERNER PROSPEKTHALTER
3. LATERAL SUPPORT / STÜTZFUSS
4. TV
5. SHELF / REGAL
6. BASIS / PYLONBASIS



PYLONS
PYLONEN

The aluminum frame is light and durable. Easily replaceable magnetic graphic panels for each marketing campaign.




SHOWCASES
VITRINEN

MOBILE SHOWCASES / MOBILE VITRINEN


Showcases are perfect for elegant product presentation. The cabinets will match your brand image thanks to replacable graphic panels.




ACCESSORIES / ZUBEHÖR



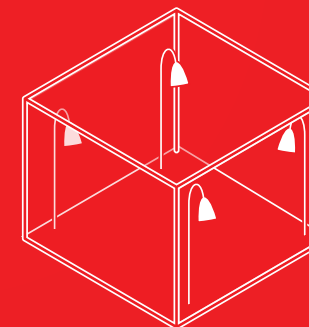
REMOVABLE GLASS / ABNEHMBARES GLAS •



CABINET DOOR / VITRINE MIT TÜR •



CABINET LIGHTING SYSTEM / VITRINENBELEUCHTUNG •



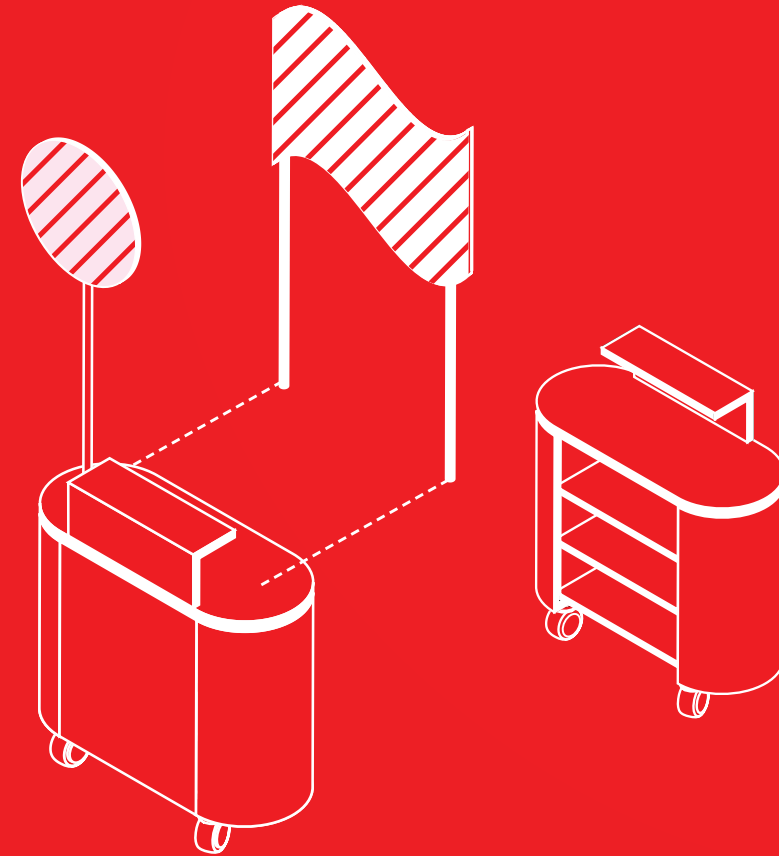
QUATRO

CLEVER QUATRO

Quatro is a perfect tasting stands system - light, mobile, and as attractive as your brand image.



ACCESSORIES / ZUBEHÖR



• TABLE TOP / ABLAGE



• SHELVES / REGALE



• LEVEL RAISER / AUFSATZ



• TOPPER / EINFACHES SCHILD



• DOUBLE TOPPER / DOPPELTES SCHILD



• LIGHTED FRONT PANEL / BELEUCHTETE FRONT



• WHEELS / TRANSPORTRÄDER

QUATRO



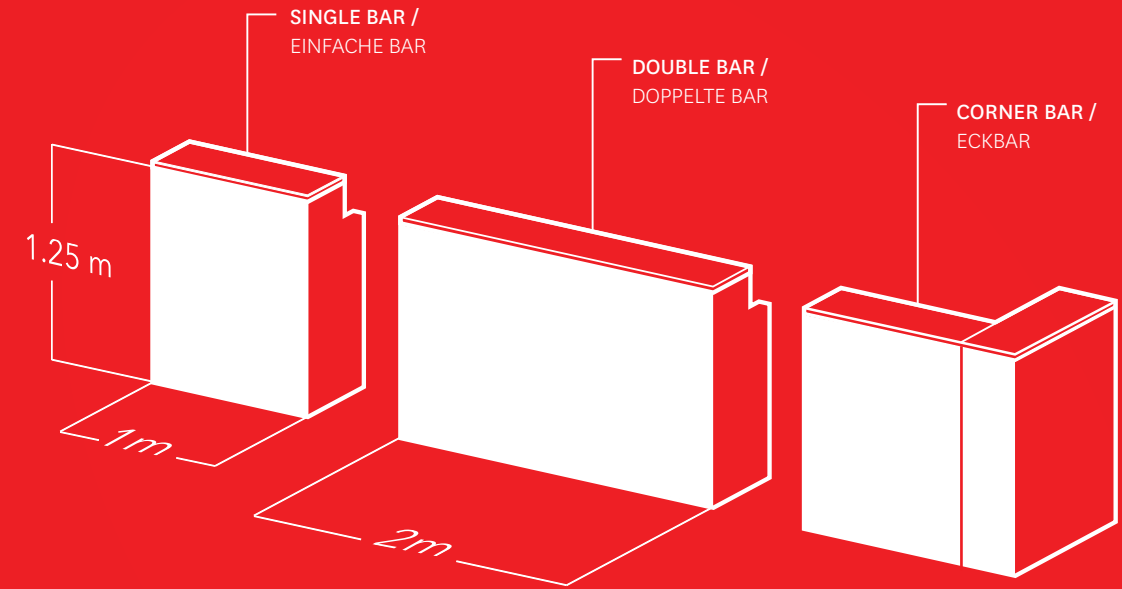
BARS CF

BARS AND COUNTERS / BARS UND THEKEN

Modular, mobile and easy to assemble: bars and counters are ideal for many events and other promotional activities.



SIZES AND ACCESSORIES / GRÖSSEN UND ZUBEHÖR



• ILLUMINATED PANEL /
BELEUCHTETES PANEEL



• ILLUMINATED COUNTER /
BELEUCHTETE ABLAGE



• TOP - 75CM HEIGHT,
ADDITIONAL SHELVES /
ARBEITSPLATTE 75CM
HÖHE, ZUSÄTZLICHE
REGALE



• ACCESSORIES /
ZUBEHÖR



• TRANSPORT

BARS CF


Adjust Clever Frame® bars and counters to your needs, arrange and rearrange single, double and corner bars.



COUNTER
THEKEN

SEMICIRCULAR COUNTER / HALBRUNDE THEKEN

Rounded shape of the counter comes in handy while arranging attractive and functional stands. Easy to assemble and rearrange.



3DFRAME

3D FRAME

3d product presentation for enhanced brand experience. Endless possibilities, 3d stands can be connected with Clever Frames®.



A-frame

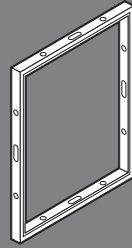
A-FRAME

Play with form, add the break-through and extraordinary A-frame to your Clever Frame® stand or combine many A-frames together.



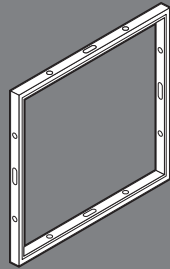
FRAMES / RAHMEN

D1



Frames / Rahmen D1 - 100 x 75 cm

C1



Frames / Rahmen C1 - 100 x 100 cm

DC1.1



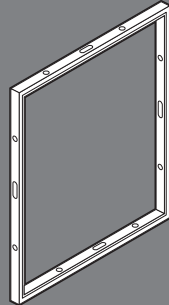
Frames / Rahmen DC1.1 - 100 x 50 cm

DC1.2



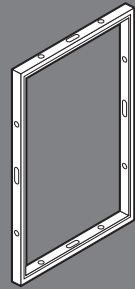
Frames / Rahmen DC1.2 - 100 x 25 cm

D2



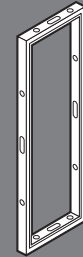
Frames / Rahmen D2 - 125 x 100 cm

D2.1



Frames / Rahmen D2.1 - 125 x 75 cm

D2.2



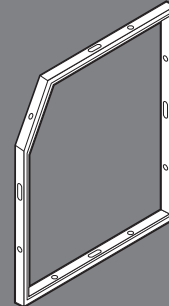
Frames / Rahmen D2.2 - 125 x 50 cm

D2.3



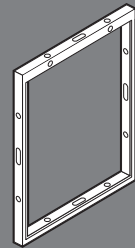
Frames / Rahmen D2.3 - 125 x 25 cm

RS.D2




Frames / Rahmen A-Frame D2

RT.D1.1



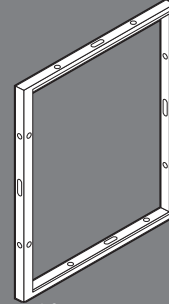
Technical frame D1 75 cm /
Technischer Rahmen D1 75 cm

RT.D1.2



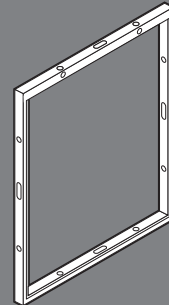
Technical frame D1 100 cm /
Technischer Rahmen D1 100 cm

RT.D2.2



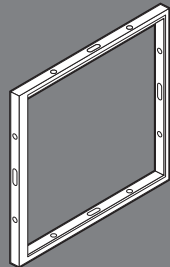
Technical frame D2 125 cm /
Technischer Rahmen D2 125 cm

RT.D2.1



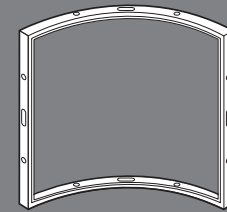
Technical frame D2 100 cm /
Technischer Rahmen D2 100 cm

RT.C1



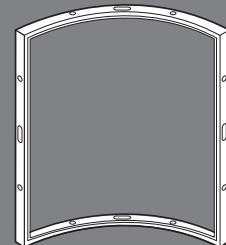
Technical frame C1 /
Technischer Rahmen C1

R1



Curved frame R1 100 cm /
R1 Bogenrahmen 100 cm

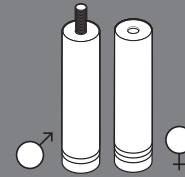
R2



Curved frame R2 125 cm /
R2 Bogenrahmen 125 cm


CONNECTORS / VERBINDER

CON01



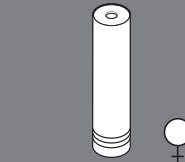
Connectors / Verbinders

CON01.M



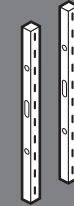
Connector - female /
Verbinder - weiblich

CON01.F



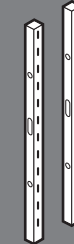
Connector - male /
Verbinder - männlich

ACS02.0



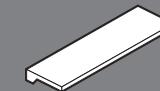
Support profile 100 cm (set - 2 pcs.) /
Stützprofil 100 cm (Set je 2 Stück)

ACS02.1



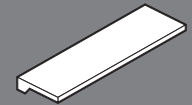
Shelf profile 125 cm (set - 2 pcs.) /
Stützprofil für Ablage 125 cm
(Set je 2 Stück)

ACS03.75



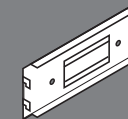
Shelf / Regal 75 x 28 cm

ACS03.100



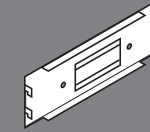
Shelf / Regal 100 x 29 cm

HOL.75



TV holder for 75 cm frame
TV-Halterung 75 cm Rahmen

HOL.100



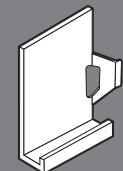
TV holder for 100 cm frame /
TV-Halterung 100 cm Rahmen

LH01.R

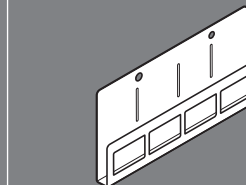


Leaflet holder A4 - right /
Prospekthalter A4 - rechts

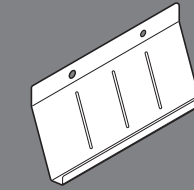
LH01.L



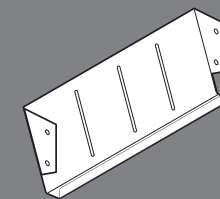
Leaflet holder A4 - left /
Prospekthalter A4 - links



Straight leaflet holder for the technical
frame/ Gerader Prospekthalter für den
technischen Rahmen:
LHT01.75 - 75 cm
LHT01 - 100 cm

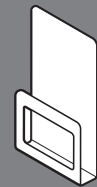


Slanting leaflet holder for the technical
frame/ Schräger Prospekthalter für den
technischen Rahmen:
LHT02.75 - 75 cm
LHT02 - 100 cm



Leaflet holder for the pylon/ Interner
Prospekthalter für Pylone:
LH03.1 - 75 cm
LH03.2 - 100 cm

LH02



Leaflet holder for lateral
support profile /
Prospekthalter für Abdeckleisten

ACCESSORIES / ZUBEHÖR

PYLON

ACL02



Halogen lamp 150 W /
Halogenlampe 150 W

ACL05




LED Lamp 20 W /
LED-Lampe 20 W

HIN01



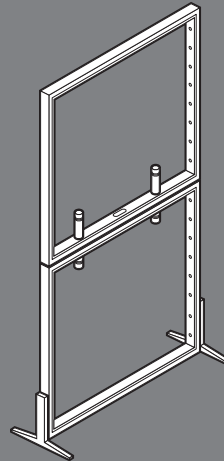
Hinge / Scharnier

PL.075.D



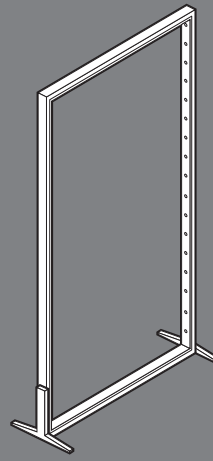
Pylon frame (2 elements) /
Rahmen für zweiteiligen Pylon
75 x 200 cm

PL.100.D



Pylon frame (2 elements) /
Rahmen für zweiteiligen Pylon
100 x 200 cm

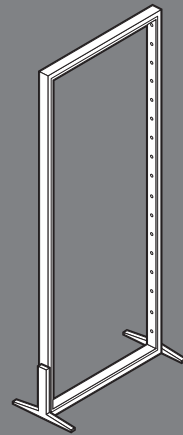
PL.100



Pylon 100 x 200 cm

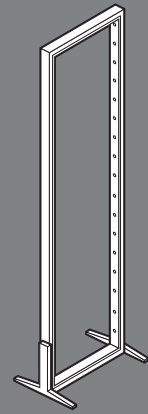
DOOR / TÜR

PL.075



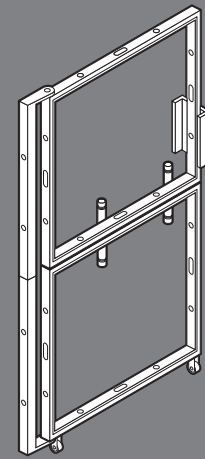
Pylon 75 x 200 cm

PL.050



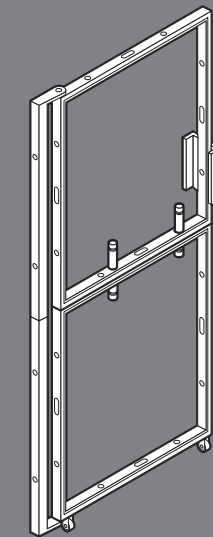
Pylon 50 x 200 cm

ACD200



CF Door 200 cm /
CF Tür-System 200 cm

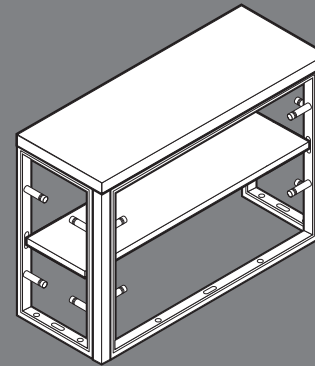
ACD250



CF Door 250 cm /
CF Tür-System 250 cm

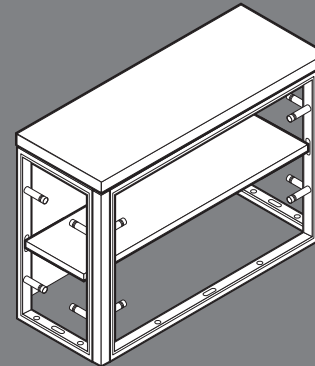
COUNTER / THEKE

CT135



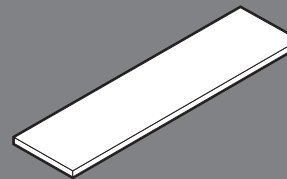
Clever Frame counter 135 cm /
Clever Frame Theke 135 cm

CT135.SEC



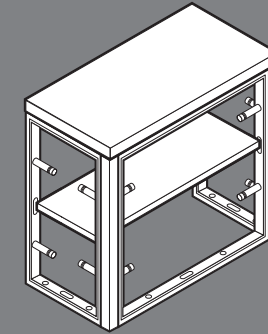
Clever Frame counter 135 cm,
door and lock /
Clever Frame Theke 135 cm,
abschließbar und Tür

ACS05



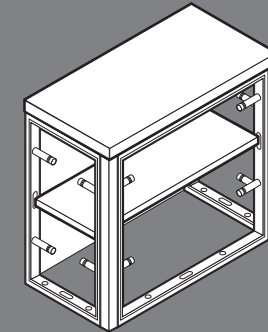
Shelf for the counter 135 cm /
Ablage für Theke 135 cm

CT110



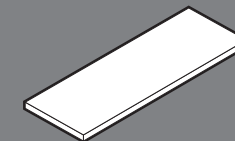
Clever Frame counter 110 cm /
Clever Frame Theke 110 cm

CT110.SEC



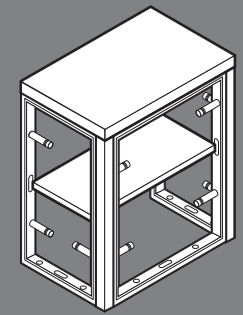
Clever Frame counter 110 cm,
door and lock /
Clever Frame Theke 110 cm,
abschließbar und Tür

ACS05.1



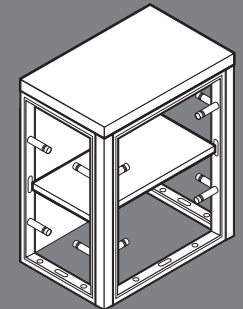
Shelf for the counter 110 cm /
Ablage für Theke 110 cm

CT85



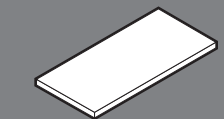
Clever Frame counter 85 cm /
Clever Frame Theke 85 cm

CT85.SEC



Clever Frame counter 85 cm,
door and lock /
Clever Frame Theke 85 cm,
abschließbar und Tür

ACS05.2



Shelf for the counter 85 cm /
Ablage für Theke 85 cm

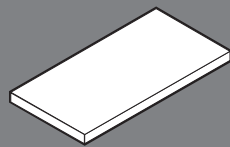
COUNTER / THEKE

ACS06



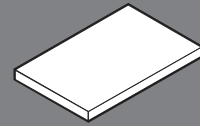
Countertop 135 cm /
Abdeckplatte für Theke 135 cm

ACS06.1




Countertop 110 cm /
Abdeckplatte für Theke 110 cm

ACS06.2



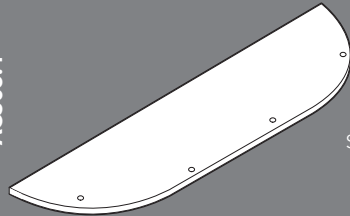
Countertop 85 cm /
Abdeckplatte für Theke 85 cm

PL.IP



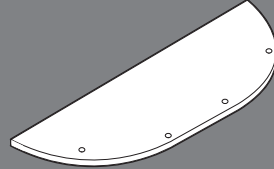
iPad pylon / iPad Pylon

ACS06.4



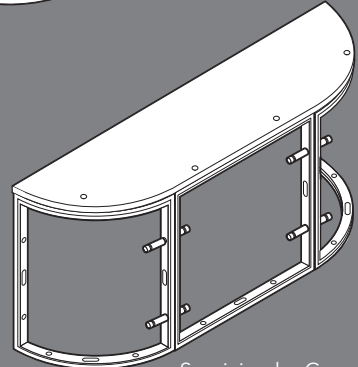
Semicircular countertop 235 cm /
Abdeckplatte für
Halbrundetheke 235 cm

ACS06.3

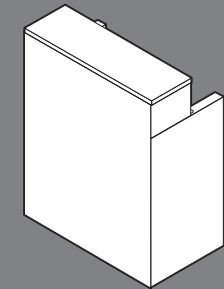


Semicircular countertop 185 cm
Abdeckplatte für Halbrundetheke 185 cm


CTR175
CTR225



Semicircular Counter 185 cm / 235 cm
Halbrunde Theke 185 cm / 235 cm



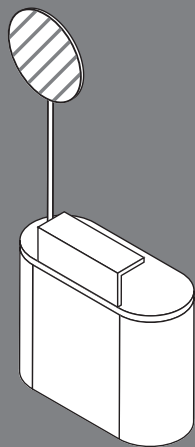
Bar counter / Bartheke



Illuminated bar counter /
Beleuchtete Bartheke

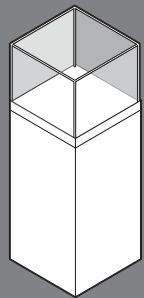
FLOOR / FUSSBODEN

QTR.KPL



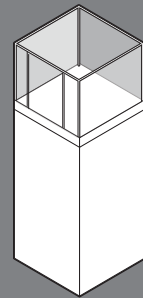
Clever Quatro

CT50



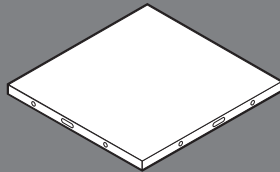
Mobile showcase
Mobile Vitrine

CT50.SEC



Mobile showcase - lockable
Mobile Vitrine - abschließbar

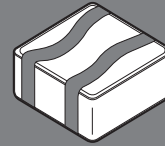
FL01



Clever Frame floor system /
Fußboden Clever Frame
100 cm x 100 cm

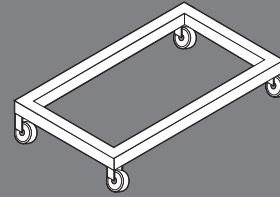
BAG / TASCHE

ACT07



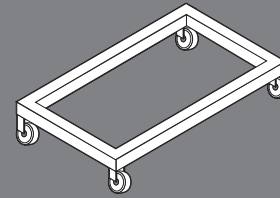
Connector bag /
Tasche für Verbinder

ACT08



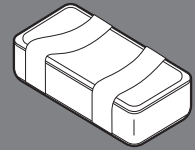
Aluminium Trolley (6 Frames) /
Aluminium-Trolley (6 Rahmen)

ACT10



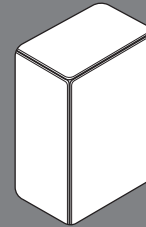
Aluminum Trolley for R-Frame /
Aluminium-Trolley
für Bogenrahmen

ACT09



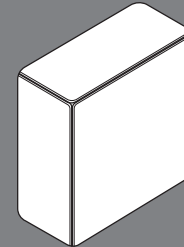
Carry bag for 6 lamps /
Transporttasche für 6 Lampen

ACT04




Trolley cover for D1 frames /
Schutzhülle für
Aluminium-Trolley D1

ACT05



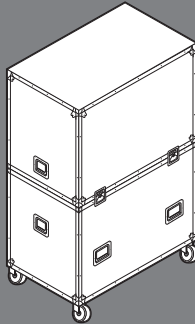
Trolley cover for C1 frames /
Schutzhülle für
Aluminium-Trolley C1

ACT06



Trolley cover for D2 frames /
Schutzhülle für
Aluminium-Trolley D2

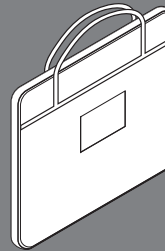
FLCS.01



Universal Flight Case


PROMO 1

ACT03



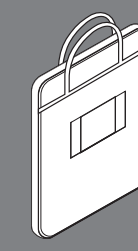
Carry bag for D2 Panels /
Transporttasche für
Grafik-Paneele D2

ACT02



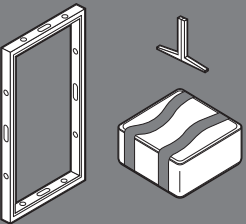
Carry bag for C1 Panels /
Transporttasche für
Grafik-Paneele C1

ACT01



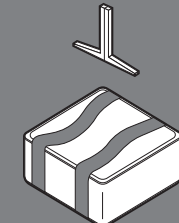
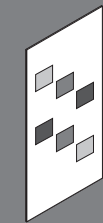

Carry bag for D1 Panels /
Transporttasche für
Grafik-Paneele D1

PRM0



Promo1 Set excl. panels /
Promo1 ohne Paneele

PRM1



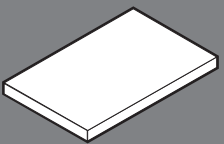
Promo1 Set

PRM1.PG



12 Promo1 Panels /
12 Promo 1 Paneele

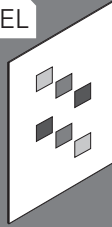
P1.BL



Promo1 Table Top /
Promo 1 Tischplatte

PANEL / PANEEL

PCV: **PD1**
PLEXI: **PPD1**
HIPS: **PHD1**




Panel / Paneel D1 100 x 75 cm

PCV: **PC1**
PLEXI: **PPC1**
HIPS: **PHC1**



Panel / Paneel C1 100 x 100 cm

PCV: **PDC1.1**
PLEXI: **PPDC1.1**
HIPS: **PHDC1.1**




Panel / Paneel DC1.1 100 x 50 cm

PCV: **PDC1.2**
PLEXI: **PPDC1.2**
HIPS: **PHDC1.2**




Panel / Paneel DC1.2 100 x 25 cm

PCV: **PL.G050**
PLEXI: **PL.PG050**
HIPS: **PL.HG050**




Graphic Panel for Pylon /
Grafik-Paneel für Pylon
50 x 200 cm

PCV: **PL.G075**
PLEXI: **PL.PG075**
HIPS: **PL.HG075**



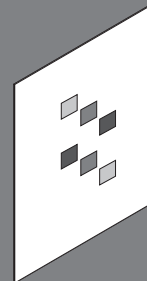
Graphic Panel for Pylon /
Grafik-Paneel für Pylon
75 x 200 cm

PCV: **PL.G100**
PLEXI: **PL.PG100**
HIPS: **HL.HG100**




Graphic Panel for Pylon /
Grafik-Paneel für Pylon
100 x 200 cm

PCV: **PD2**
PLEXI: **PPD2**
HIPS: **PHD2**



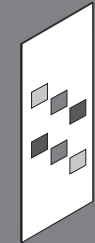
Panel / Paneel D2 125 x 100 cm

PCV: **PD2.1**
PLEXI: **PPD2.1**
HIPS: **PHD2.1**



Panel / Paneel D2.1 125 x 75 cm

PCV: **PD2.2**
PLEXI: **PPD2.2**
HIPS: **PHD2.2**



Panel / Paneel D2.2 125 x 50 cm

PCV: **PD2.3**
PLEXI: **PPD2.3**
HIPS: **PHD2.3**



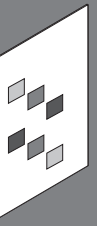
Panel / Paneel D2.3 125 x 25 cm

PCV: **PWD2**
PLEXI: **PPWD2**
HIPS: **PHWD2**




Filler panel D2 /
Paneel D2 zur Rahmenfüllung

PCV: **PWC1**
PLEXI: **PPWC1**
HIPS: **PHWC1**




Filler panel C1 /
Paneel C1 zur Rahmenfüllung

PCV: **PWD1**
PLEXI: **PPWD1**
HIPS: **PHWD1**



Filler panel D1 /
Paneel D1 zur Rahmenfüllung

PCV: **PR1**
PLEXI: **PRP1**
HIPS: **PRH1**




Filler panel R1, internal /
Innen-Paneel R1 zur Rahmenfüllung

PCV: **PR1.1**
PLEXI: **PRP1.1**
HIPS: **PRH1.1**



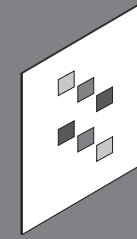
Filler panel R1.1, external /
Außen-Paneel R1.1 zur Rahmenfüllung

PCV: **PR2**
PLEXI: **PRP2**
HIPS: **PRH2**




Filler panel R2, internal /
Innen-Paneel R2
zur Rahmenfüllung

PCV: **PR2.1**
PLEXI: **PRP2.1**
HIPS: **PRH2.1**




Filler panel R2.1, external /
Außen-Paneel R2.1
zur Rahmenfüllung

PDR.C1



Wooden panel 100 x 100 cm
- for C1 frame /
Holzpaneel 100 x 100 cm
- für C1 Rahmen

PDR.D2



Wooden panel 100 x 125 cm
- for D2 frame /
Holzpaneel 100 x 125 cm
- für D2 Rahmen

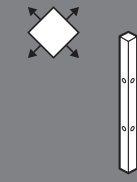
PROFILE I MASKOWNICE

SP075.05 - 75 cm
SP100.05 - 100 cm
SP125.05 - 125 cm



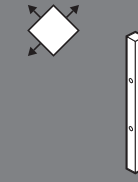
Ending profile /
Abschlussprofil

SP075.04 - 75 cm
SP100.04 - 100 cm
SP125.04 - 125 cm



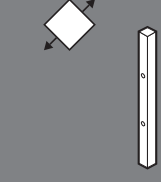
4-side threaded profile /
Profil, vierseitige Vernietung

SP075.03 - 75 cm
SP100.03 - 100 cm
SP125.03 - 125 cm



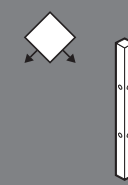
3-side threaded profile /
Profil, dreiseitige Vernietung

SP075.02 - 75 cm
SP100.02 - 100 cm
SP125.02 - 125 cm



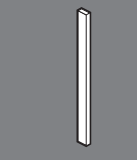
2-side threaded profile /
Profil, zweiseitige Vernietung

SP075.01 - 75 cm
SP100.01 - 100 cm
SP125.01 - 125 cm



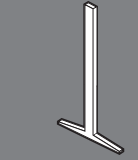
Corner profile /
Eckprofil

LS.075.01 - 75 cm
LS100.01 - 100 cm
LS125.01 - 125 cm



Upper profile /
Oberes Abschlussprofil

LS.075.0 - 75 cm
LS100.00 - 100 cm
LS125.00 - 125 cm



Lower support with leg /
Unteres Abschlussprofil
mit Standfuß

PL.S01



Pylon lateral support /
Standfuß für Pylonen

ACCESSORIES / ZUBEHÖR

P1.PD



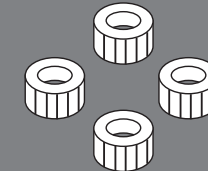
Lateral support for Promo1 /
Stützfüße für Promo1

LSR.50



Lateral support profile for R-Frame /
Abschlussprofil für Bogenrahmen

ACS08



Mounting rings (4 pcs.)
Befestigungsring (4 Stück)



www.Innov8Displays.com
01733 306308